


SMARTLIFT



Accessory guide - SLI

Issued by:	Date:	Approved by:	Document name.:
TST	05-07-2024	MR	ACCESSORY GUIDE - SLI EN 04

Table of Contents

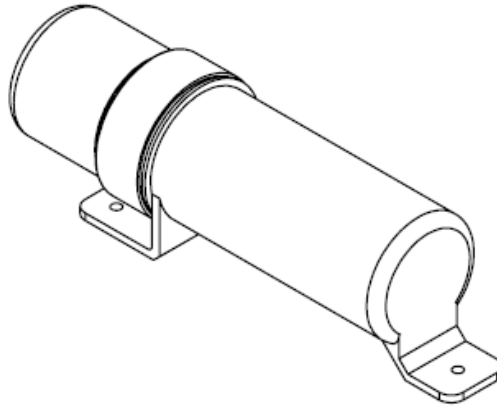
1 Manual canister	1
2 Non-marking wheels	2
2.1 Non-marking solid wheels (White)	2
2.2 Wheels with non-marking tire thread (White)	2
3 Wheel covers	3
4 Ramps.....	4
4.1 Ramps - Type 380 and Type 608	4
4.2 Ramps - Type 608 Two-part and Type 1008 Two-part	5
4.3 Ramps - Type 609 Three-part	6
5 Transport pallet	7
6 Foldable handlebars	8
7 Pallet forks	9
8 Lifting hooks with holder	10
9 Extenders	11
10 Cordless remote controls.....	12
11 Tracker GPS/GSM.....	13
12 Electric key switch	13
13 Single Gyro - Angle sensor	13
14 Work light (LED)	14
15 Remote control battery and chargers	14
16 Lashing eye kit for S21 Powertrain	15

Issued by:	Date:	Approved by:	Document name.:
TST	05-07-2024	MR	ACCESSORY GUIDE - SLI EN 04

1 Manual canister

For waterproof storage of manuals on machines.

For machine models	Size	Item no.
All machines	92x310mm 3,6x12,2in	012826



2 Non-marking wheels

2.1 Non-marking solid wheels (White)

Makes it possible to use the machines on e.g. painted concrete floor, without leaving black marks.

For machine models	Item no.	
	Front wheel	Rear wheel
SLI 208	001232	001228
SLI 250	001318	011616
SLI 408, SLI 409	001300*	001300*
SLI 608, SLI 609, SLI 1008, SLI 1009	011085*	011085*

***ATTENTION!** Non-marking solid wheels for SLI 408, SLI 409 and SLI 608, SLI 609, SLI 1008, SLI 1009 have a smaller wheel width and therefore will apply load to a smaller surface.



2.2 Wheels with non-marking tire thread (White)

Makes it possible to use the machines on e.g. painted concrete floor, without leaving black marks. This type has similar tire thread and wheel width as the machine standard and can still be used outdoors.

For machine models	Item no.	
	Front wheel	Rear wheel
SLI 208	Not available	Not available
SLI 250	Not available	Not available
SLI 408, SLI 409	001446	001446
SLI 608, SLI 409	001419	001419
SLI 1008, SLI 1009	Not available	Not available



3 Wheel covers

Wheel covers can be used to prevent wheel markings and dirt on the floor. This is an easy solution if a machine is used both indoors and outdoors.

For machine models	Item no.	
	For front wheel	For rear wheel
SLI 208, SLI 250	Not available	Not available
SLI 408, SLI 409	011004	011004
SLI 608, SLI 609	010999	010999
SLI 1008, SLI 1009	011442	010999

Mounting guide:



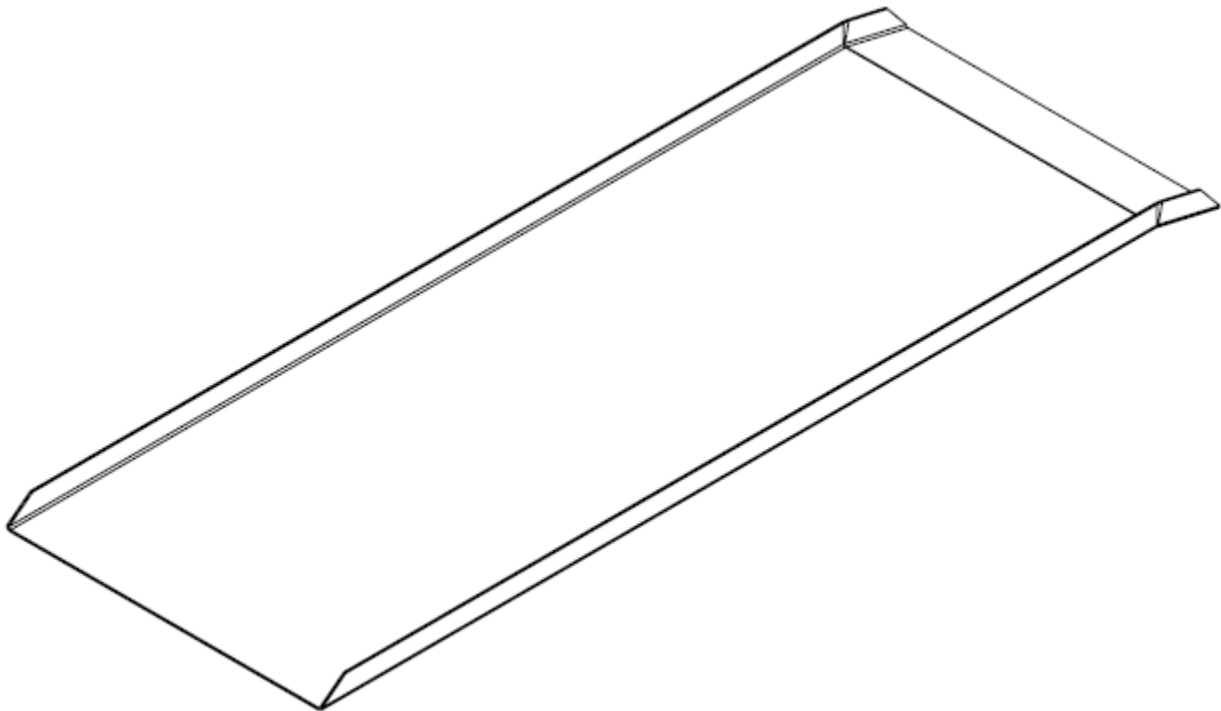
4 Ramps

Our ramps can be used to load machines on a trailer or into a van.

4.1 Ramps - Type 608

Type	For machine models	Item no.
Type 608	SLI 208, SLI 250, SLI 408, SLI 409, SLI 608, SLI 609	1110100100
Not available	SLI 1008, SLI 1009	Not available

Specifications	Type 380	Type 608
Material	Aluminium Floor plate	Aluminium Floor plate
Surface	Diamond pattern	Diamond pattern
Size	1980x670mm 78x26,5in	2480x870mm 98x34,5in
Weight	25kg 55lb	45kg 100lb
Load Height	320-500mm 12,6-19,7in	420-650mm 16,5-25,6in
WLL	600kg 1325lb	1000kg 2205lb



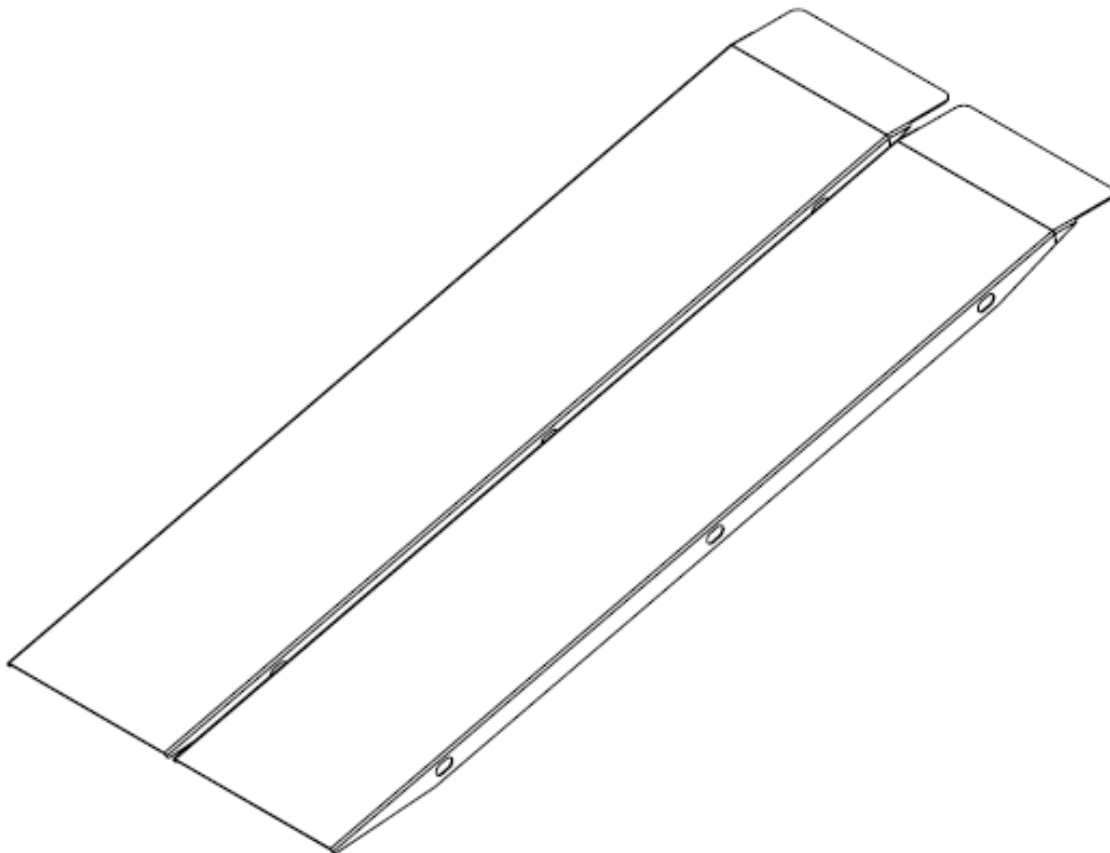
4.2 Ramps - Type 608 Two-part and Type 1008 Two-part

2-part ramps have a lower weight and are easier to handle and transport.

Type	For machine models	Item no.
Type 608 Two-part	SLI 208, SLI 408, SLI 409, SLI 608, SLI 609	2010113200
Type 1008 Two-part	SLI 208, SLI 408, SLI 608, SLI 1008, SLI 1009	2010113300
Not available	SLI 250	Not available

ATTENTION! Two-part ramps are not intended for SLI 250 as these machines have only one rear wheel.

Specifications	Type 608 Two-part	Type 1008 Two-part
Material	Aluminium Floor plate	Aluminium Floor plate
Surface	Diamond pattern	Diamond pattern
Size	2x2440x480mm 2x96,0x18,9in	2x2960x590mm 2x116,5x23,2in
Weight	2x22kg 2x49lb	2x35kg 2x77lb
Load Height	350-600mm 13,8-23,6in	400-750mm 15,8-30,7in
WLL	1000kg 2205lb	1500kg 2205lb




4.3 Ramps - Type 609 Three-part

- Low weight
- Integrated handles
- High slip resistant surface
- Ramp connectors

Type	For machine models	Item no.
Type 609 three-part	SL 280, SL 380 SL 580, SL 408, SL 409, SL 608, SL 609, ST 1300	2010113200
Not available	SL 208, SL 1008, SL 1009	Not available

Specifications	Type 609 Three-part
Material	Aluminium
Surface	High slip resistant
Size	3x2440x350 mm 3x96,0x13,8 in
Weight	3x13,5 kg 3x30 lb
Load Height	550-900 mm 21,7-35,4 in
WLL	1250 kg per axle 2755 lb per axle

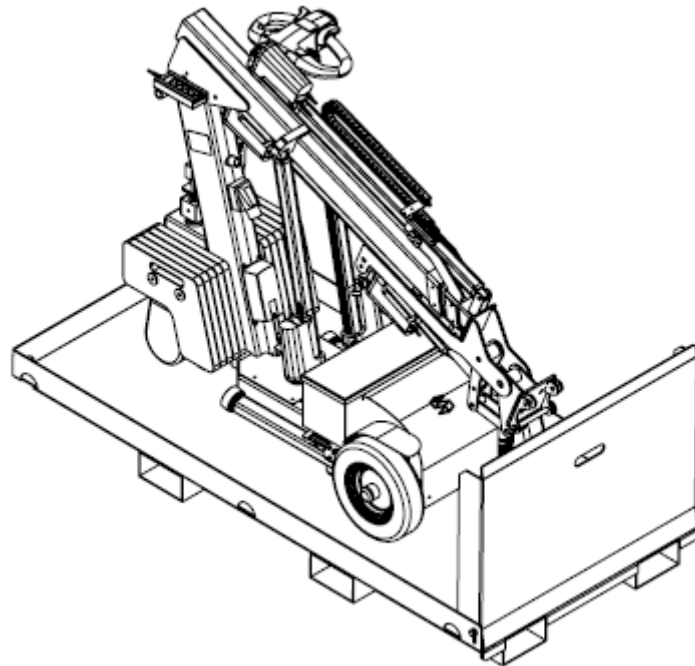


5 Transport pallet

A transport pallet can be used when storing the machine in a pallet rack or when transporting the machine on a flatbed trailer.

For machine models	Item no.
SLI 208, SLI 250	001261
SLI 408, SLI 409, SLI 608, SLI 609, SLI 1008, SLI 1009	Not available

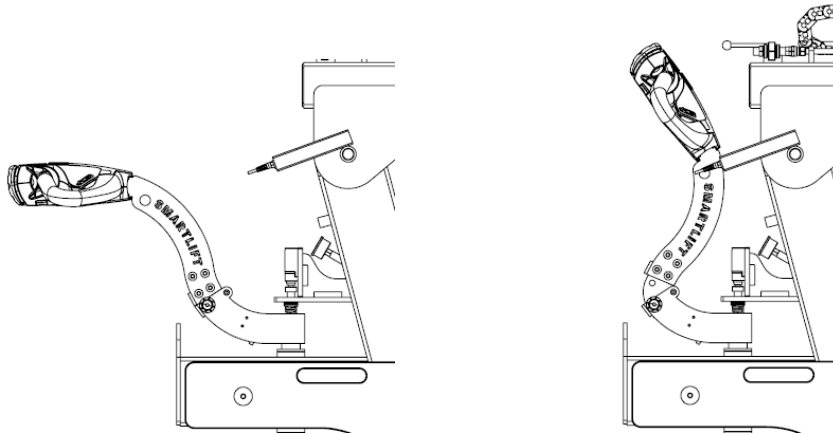
Specifications	Type 380
Material	Aluminium Floor plate
Surface	Diamond pattern
Pallet size	2165x1010mm 85,2x39,8in
Ramp size	995x675mm 39,0x26,6in
Weight	82kg 180lb



6 Foldable handlebars

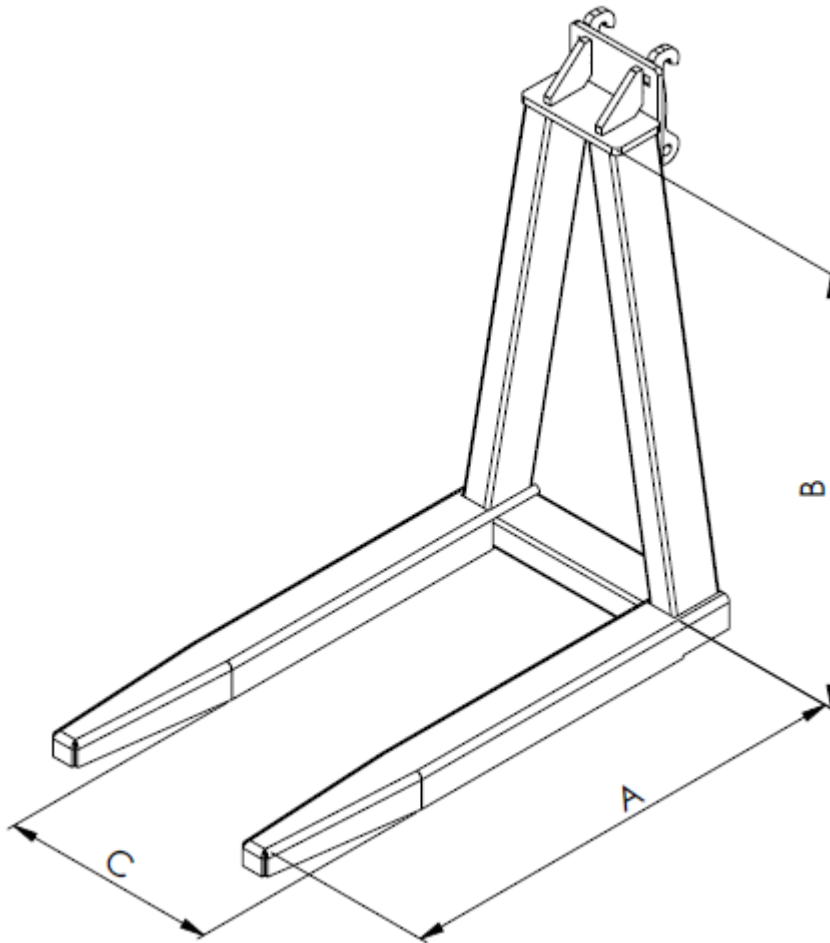
A foldable handlebar can be a great advantage if the machine is transported in a van or a construction site elevator.

Type	For machine models	Item no.
Type 408	SLI 408, SLI 409	0810100260
Type 608	SLI 608, SLI 609	1410100280
Type 1008	SLI 1008, SLI 1009	1310100670
Not available	SLI 208, SLI 250	Not available



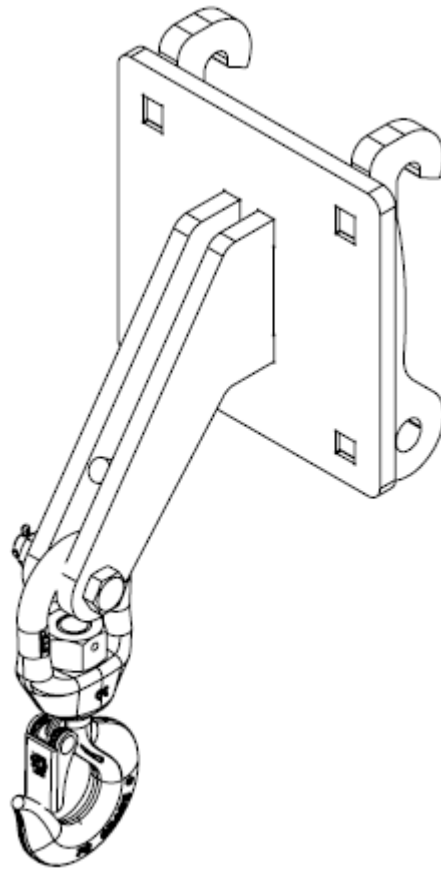
7 Pallet forks

Type	For machine models	A	B	C/C	WLL	Item no.
Type 408 SLI	SLI 208, SLI 250, SLI 408, SLI 409	800mm 31,5in	560mm 22in	370mm 14,6in	300kg 660lb	2610100250
Type 608 SLI	SLI 608, SLI 609		735mm 29in		500kg 1100lb	2610100200
Not available	SLI 1008, SLI 1009					Not available



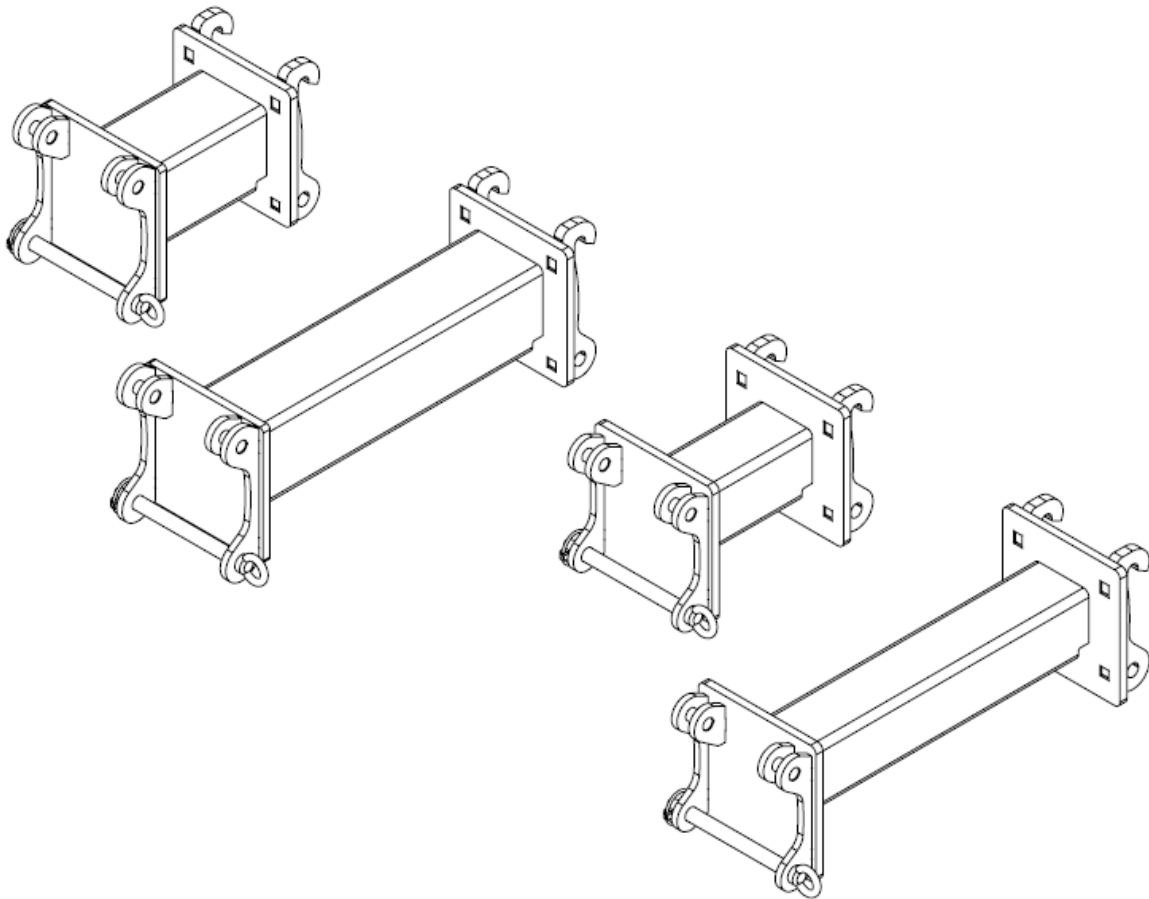
8 Lifting hooks with holder

Type	For machine models	WLL	Item no.
Type 408 SLI	SLI 208, SLI 250, SLI 408, SLI 409	430kg 950lb	2610100230
Type 608 SLI	SLI 608, SLI 609	600kg 1320lb	2610100220
Not available	SLI 1008, SLI 1009		Not available



9 Extenders

Type	For machine models	Dimensions	WLL	Item no.
Type SLI 409 – 250 mm	SLI 208, SLI 250, SLI 408, SLI 409	250 mm 9,8 in	½ of machine WLL	2710100200
Type SLI 409 – 500 mm	SLI 208, SLI 250, SLI 408, SLI 409	500 mm 19,7 in	¼ of machine WLL	2710100100
Type SLI 609 – 250 mm	SLI 608, SLI 609	250 mm 9,8 in	½ of machine WLL	2710100400
Type SLI 609 – 500 mm	SLI 608, SLI 609	500 mm 19,7 in	¼ of machine WLL	2710100300
Not available	SLI 1008, SLI 1009			Not available



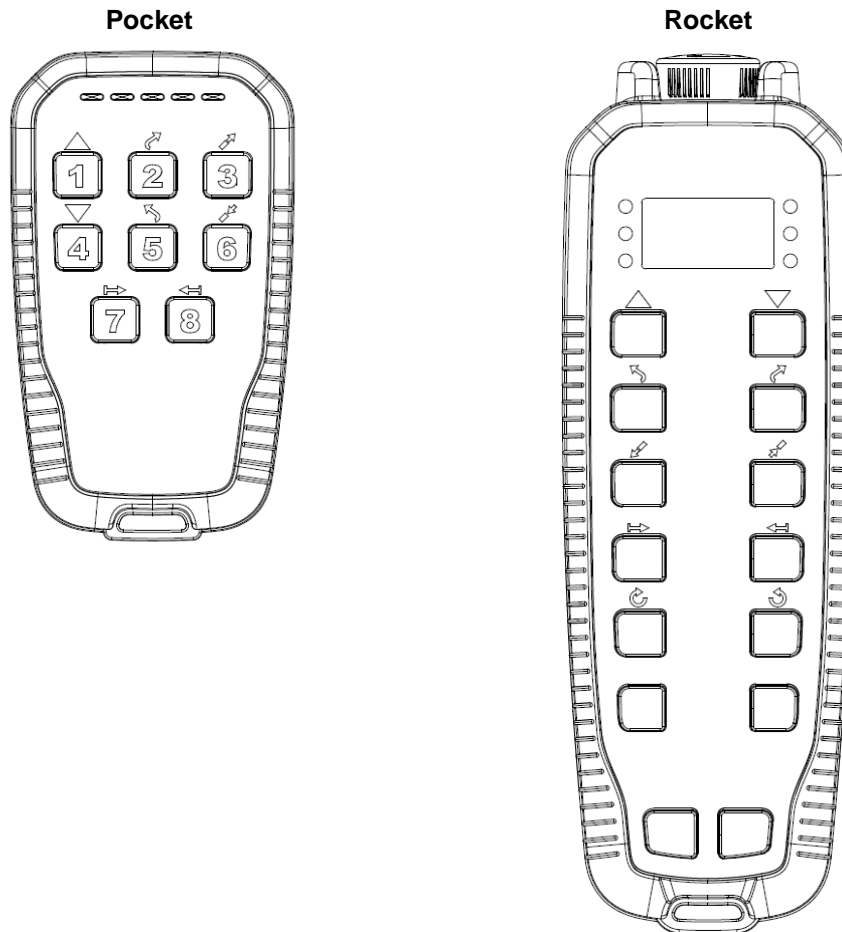
10 Cordless remote controls

Makes it possible to control the functions of the machine, without being limited by the cord.

Type	For machine models	Item no
Pocket	SLI 208, SLI 250, SLI 408, SLI 608	001158
Rocket	SLI 208, SLI 250, SLI 408, SLI 608	001198
Rocket CAN bus	SLI 409, SLI 609	013054

ATTENTION! Cannot be retrofitted.

ATTENTION! Pocket cannot be used on RT machines.

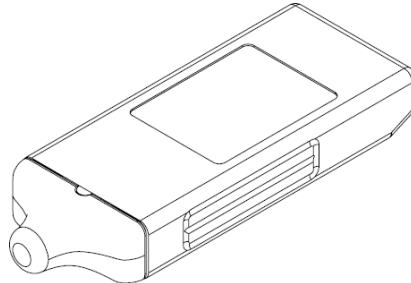


11 Tracker GPS/GSM

Makes it possible to track the location of the machine via app or browser.

For machine models	Item no.
All machines	012817

Note: Can be retrofitted and includes 36-month subscription.

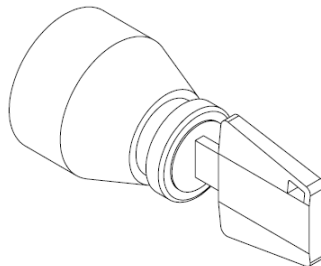


12 Electric key switch

Makes it possible to lock and prevent unauthorized use of the machine.

For machine models	Item no.
SLI 250, SLI 408, SLI 409, SLI 608, SLI 609, SLI 1008, SLI 1009	001345
SLI 208	Not available

ATTENTION! Can be retrofitted.



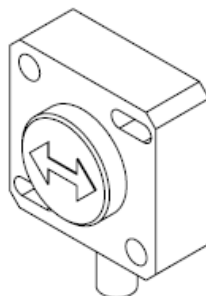
13 Single Gyro - Angle sensor

Makes it possible to maintain specific saved angle automatically when lifting a load.

For machine models	Item no.
SLI 208, SLI 250, SLI 408, SLI 608, SLI 409, SLI 609, SLI 1008, SLI 1009	001398
	Not available

ATTENTION! Cannot be retrofitted.

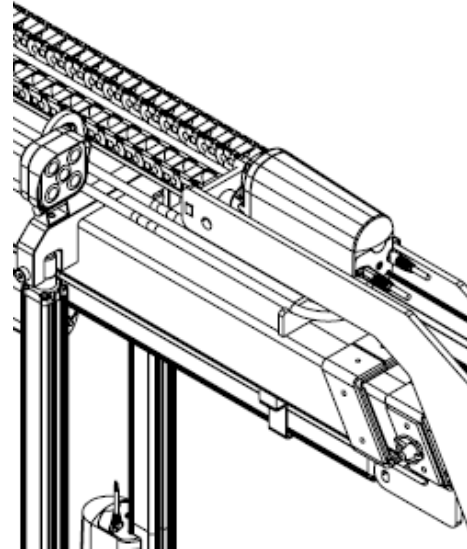
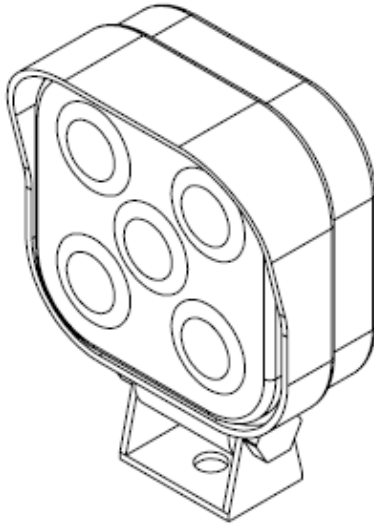
ATTENTION! Cannot be used on RT machines.



14 Work light (LED)

For machine models	Item no.
All machines	001302

ATTENTION! Cannot be retrofitted.



15 Remote control battery and chargers

Additional battery and charger for remote control

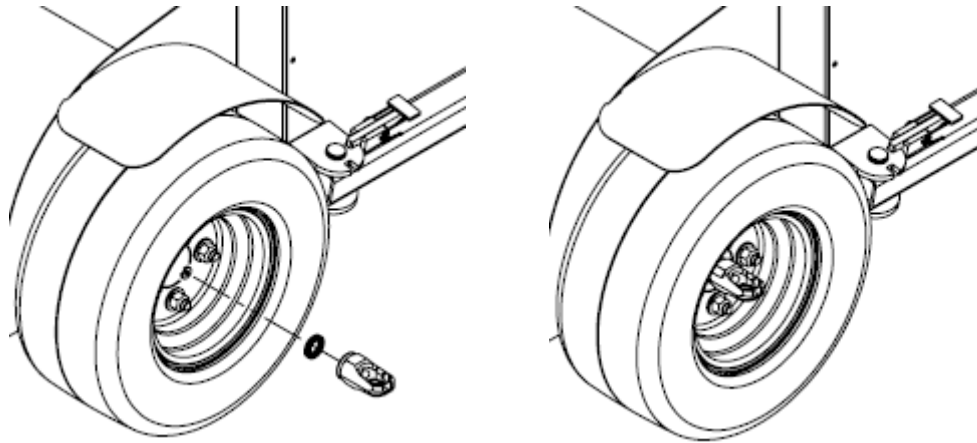
Description	For machine models	Item no.
Battery for remote control	SLI 1008, SLI 1009	010572
Charger for remote control battery 12-30V	SLI 1008, SLI 1009	011361
Charger for remote control battery 110-240V	SLI 1008, SLI 1009	011368

ATTENTION! SLI 1008 and SLI 1009 have a 12-30V charger mounted on the machine.

16 Lashing eye kit for S21 Powertrain

Type	For machine models	Item no.
Lashing eye kit - S21	SLI 408, SLI 409, SLI 608, SLI 609	013806-F
Not available	SLI 208, SLI 250, SLI 1008, SLI 1009	Not available

ATTENTION! SLI 408 and SLI 608 only with S21 Powertrain




17 Machine cover

Water resistant

Type	For machine models	Item no.
Type 409-609	SLI 408, SLI 409, SLI 608, SLI 609	013809
Not available	SLI 208, SLI 250, SLI 1008, SLI 1009	Not available





SMARTLIFT[®]

N.A. Christensensvej 39,
DK-7900 Nykøbing Mors
Tel.: +45 97 72 29 11

E-mail: smart@smartlift.com
www.smartlift.com